













Estimating leaf feeding damage by viburnum leaf beetle larvae

			
<p>0 percent actual 0 percent estimate</p>	<p>3 percent actual 0 percent estimate</p>	<p>7 percent actual 10 percent estimate</p>	<p>9 percent actual 10 percent estimate</p>
			
<p>12 percent actual 10 percent estimate</p>	<p>22 percent actual 25 percent estimate</p>	<p>40 percent actual 40 percent estimate</p>	<p>48 percent actual 50 percent estimate</p>
			
<p>59 percent actual 60 percent estimate</p>	<p>68 percent actual 75 percent estimate</p>	<p>74 percent actual 75 percent estimate</p>	<p>93 percent actual 90 percent estimate</p>